

Sink Quadra

Kitchen Sinks

Code: 1218 050



DETAILS

Edge/Installation Type	Flush-mount Top-mount
Finish	Foster brushed
Material	AISI 304 stainless steel
Texture	Brushed in line
Base	90 cm
Dimensions	864x464 mm
Standard fittings	Fixing hooks, gasket, drain, overflow and siphon, boxed packing
Mixer holes	No standard holes
Built-in hole	View technical data sheet

Drainer	No
---------	----

Width	86 cm
-------	-------

Bowl dimension	800 x 400 mm
----------------	--------------

Number of bowls	1 bowl
-----------------	--------

Waste fitting	3,5" drain
---------------	------------

FEATURES

Basket 3,5" waste fitting	The drain is equipped with a large 3.5" drain, with the practical basket cap that prevents the discharge of solid parts.
---------------------------	--

Deep bowls	This bowls reach an important depth, over 20 cm, thanks to the advanced production technology, that can be offer great capieny and practicity in all the washing operations.
------------	--

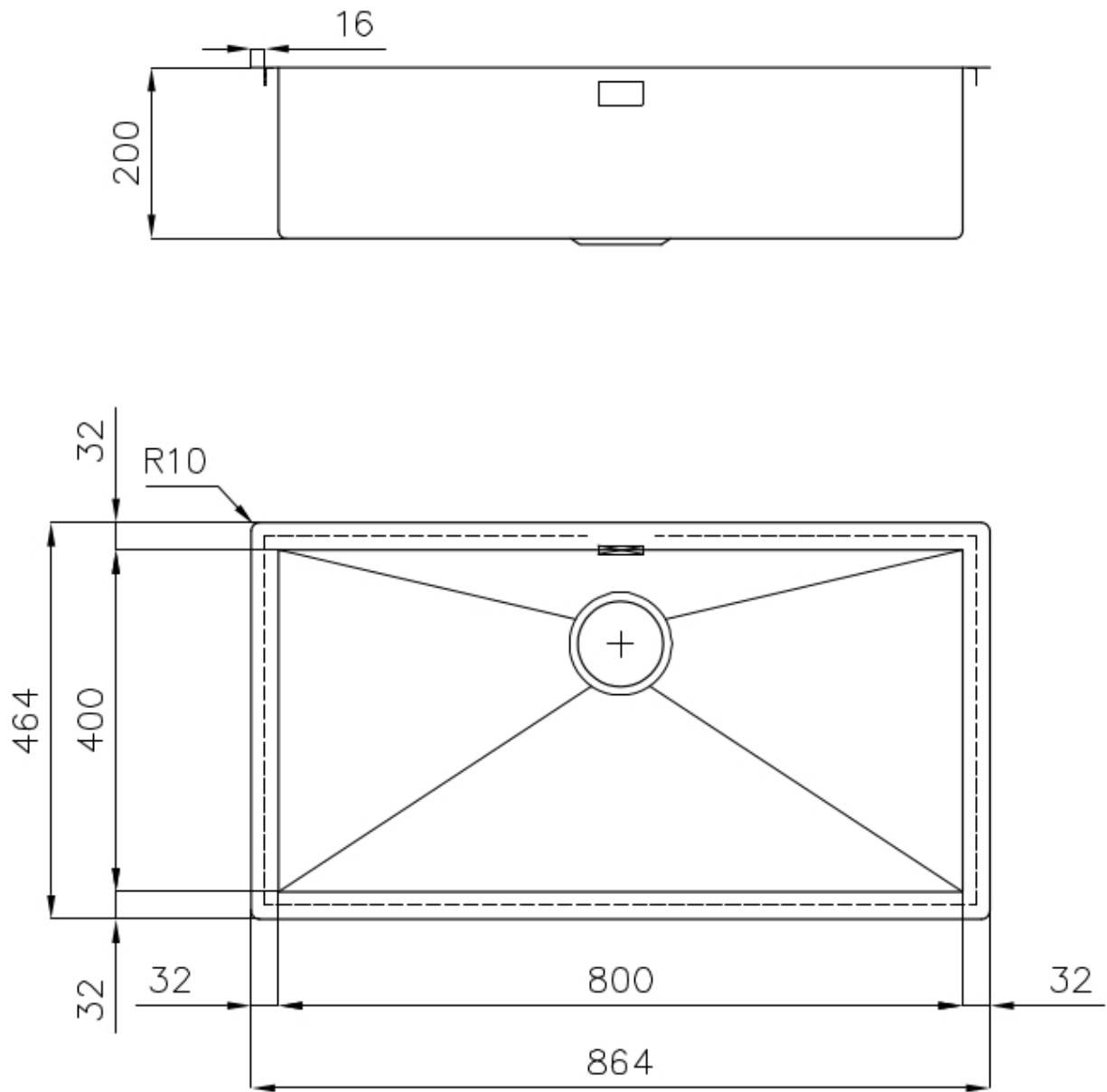
Diamond-shape bottom	The draining of water is an important feature in a sink, and it's always taken good care of in Foster products. In the bent-welded sinks, which would have a flat bottom, the proper draining is guaranteed by the elegant beveling, which helps the water flow.
----------------------	--

High thickness	1mm thick steel. A significant thickness, which guarantees the maximum sturdiness and durability.
----------------	---

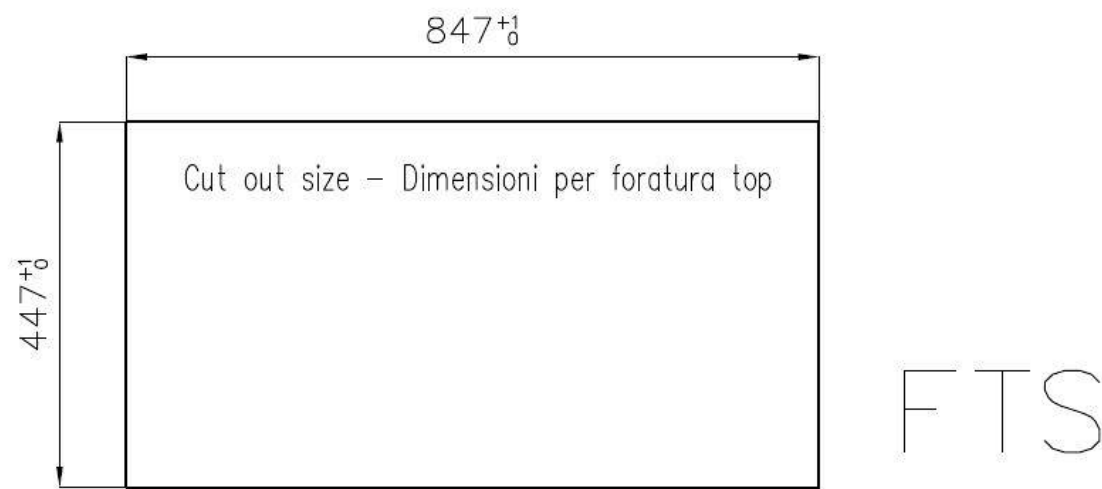
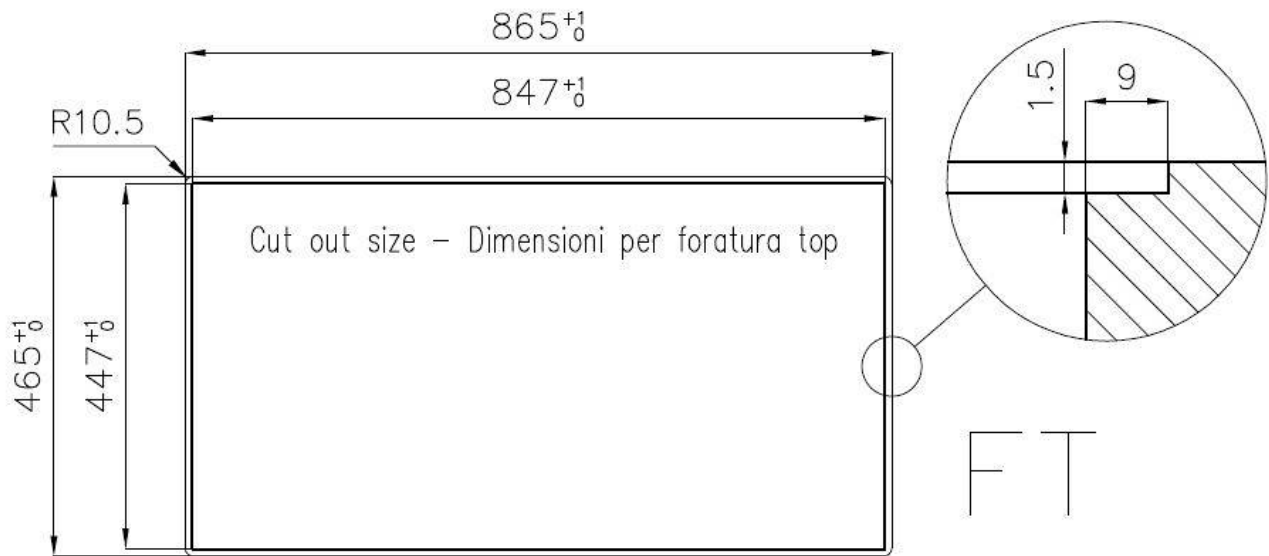
Perimetral overflow	The overflow is always a security on the Foster sinks that prevents the overflow of water in case of oversights. The perimeter drain solution improves aesthetics thanks to its square and essential shape.
---------------------	---

Squared bowls - 0/9 radius	The square bowls of Foster have perfectly squared vertical edges, while those on the bottom have a small radius of 9 mm that facilitates cleaning operations.
----------------------------	---

TECHNICAL DATA



Lavello serie Quadra cod. 1218/050



OPTIONAL ACCESSORIES



Cestello inox
8612 000



Glass chopping board
8631 300



HDPE Chopping board
8657 001



HPDE Twin chopping board
8644 101



Stainless steel plate rack
8100 303
* only in combination with the accessory
8644 101



Stainless steel plate rack
8100 201



**Stainless steel plate rack only
usable in combination with the
accessories 8644 003**
8100 154



White bowl
8153 100



Black grid
8100 617



**Graters kit with ring-holder and
food collection tray**
8159 101
* only in combination with the accessory
8644 101



Stainless steel perforated tray
8151 000
* only in combination with the accessory
8644 101

OPTIONAL AUTOMATIC WASTE FITTINGS



Automatic waste fitting - PM
8407 113



Space automatic waste fitting - PA
8407 108



Space automatic waste fitting - PE
8407 109



**Space Light automatic waste fitting
- PL**
8407 117



**Space Milano automatic waste
fitting**
8407 115



**Space Push automatic waste fitting
- PP**
8407 116